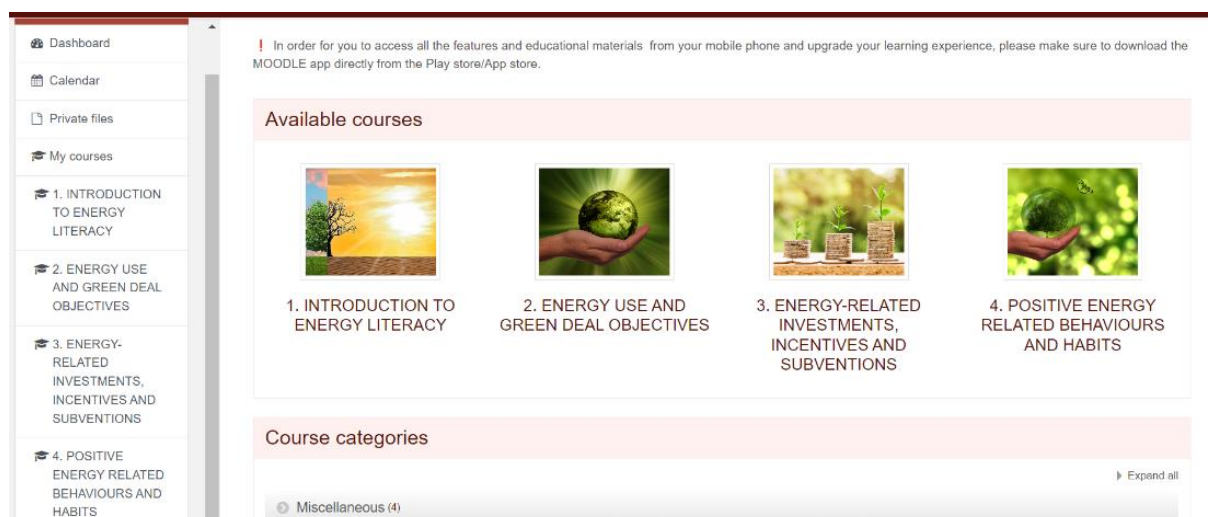



## EL\_practice e-learning platform User guide



Materials and publications from “EL-Practice project: Energy literacy - practical trainings for sustainable energy consumption via personal behavioural changes” are available under the licence Creative Commons Attribution 4.0 ([CC-BY 4.0](https://creativecommons.org/licenses/by-sa/4.0/))

## EL\_practice e-learning platform User guide



E-learning platform: <https://el-practice-hub.eu/login/index.php>

## Contents

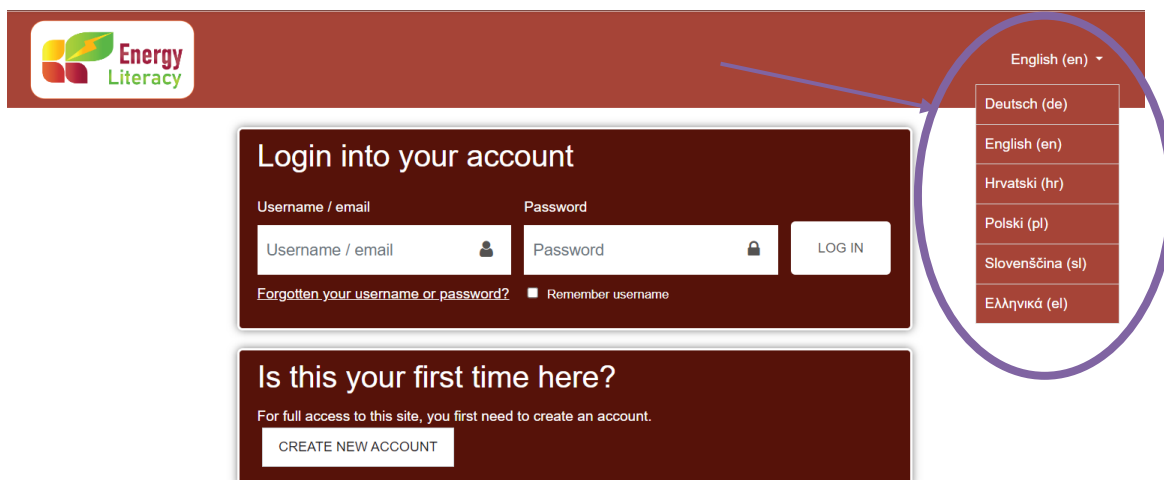
.....	0
1.General .....	3
2.Sign-up & Login.....	3
3. Course structure .....	7
Active Start .....	8
Active Learning.....	8
Check your knowledge QUIZ .....	9
Let's sum it up .....	9
4. Log-out.....	11

## 1.General

This guide aims to help you in the usage of the EL\_practice e-learning platform.

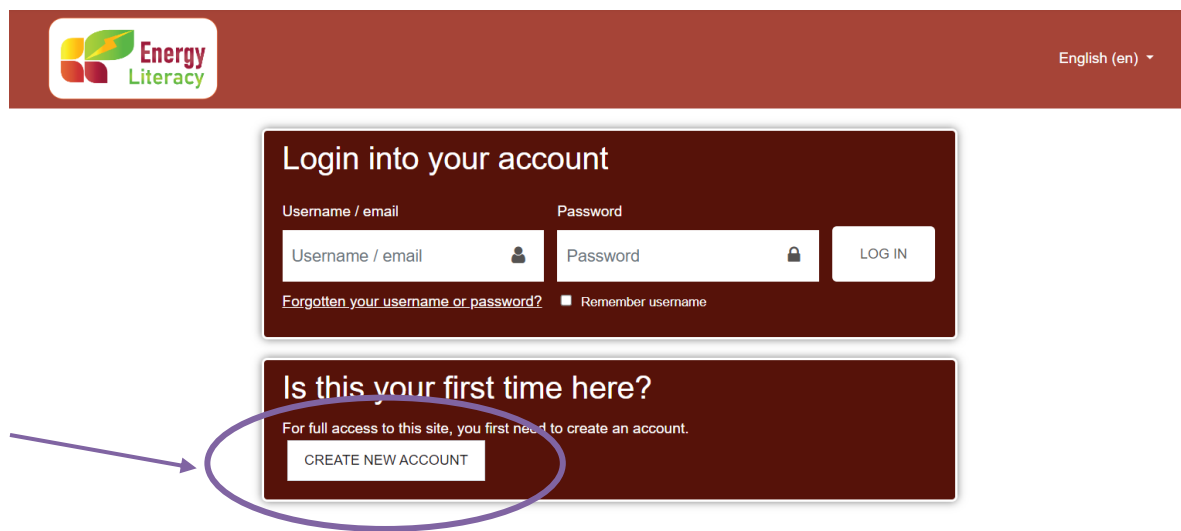
## 2.Sign-up & Login

First of all, to enhance your navigation experience, begin by selecting your preferred language from the drop-down list located at the top right corner of the screen



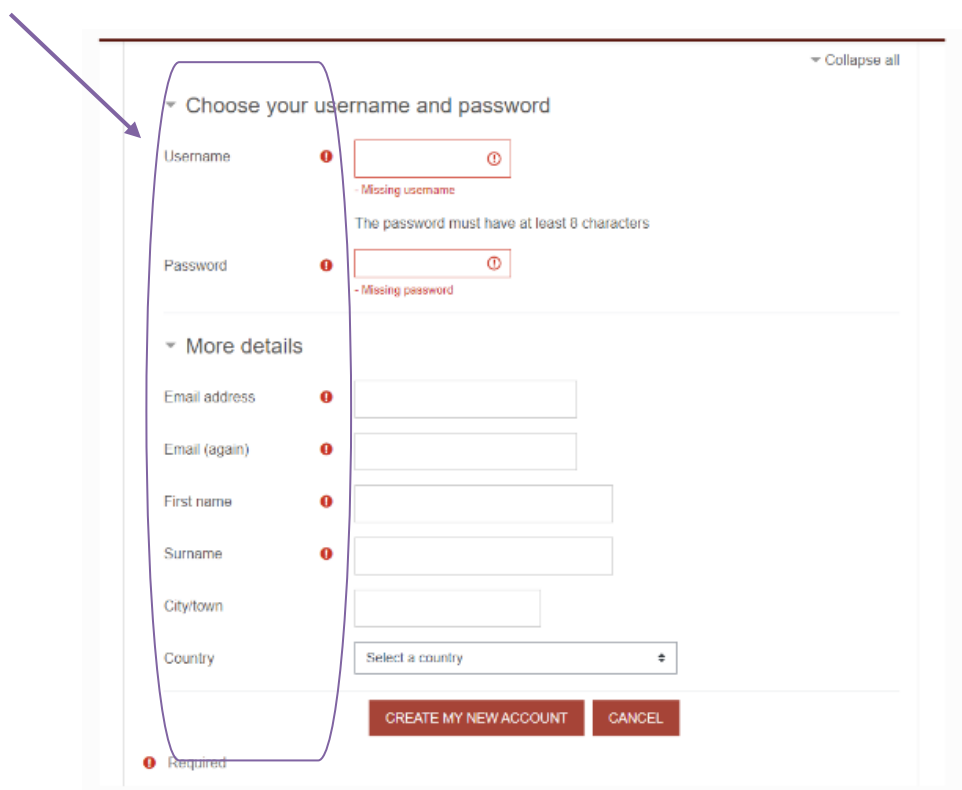
The screenshot shows the top navigation bar with the Energy Literacy logo on the left and a language dropdown menu on the right. The dropdown menu is open, showing a list of languages: Deutsch (de), English (en), Hrvatski (hr), Polski (pl), Slovenščina (sl), and Ελληνικά (el). Below the navigation bar, there is a login section titled "Login into your account" with input fields for "Username / email" and "Password", a "LOG IN" button, and a link for "Forgotten your username or password?". Below the login section, there is a sign-up section titled "Is this your first time here?" with a "CREATE NEW ACCOUNT" button. A blue arrow points from the language dropdown menu to the login section.

If you don't have an account yet, – the digital world of Energy Literacy is just a sign-up away.



The screenshot shows the top navigation bar with the Energy Literacy logo on the left and a language dropdown menu on the right. Below the navigation bar, there is a login section titled "Login into your account" with input fields for "Username / email" and "Password", a "LOG IN" button, and a link for "Forgotten your username or password?". Below the login section, there is a sign-up section titled "Is this your first time here?" with a "CREATE NEW ACCOUNT" button. A blue arrow points from the "CREATE NEW ACCOUNT" button to the sign-up section.

To create an account and browse the world of Energy Literacy, simply enter the information shown in the image below. So simple!



Choose your username and password

Username  Missing username

The password must have at least 8 characters

Password  Missing password

More details

Email address

Email (again)

First name

Surname

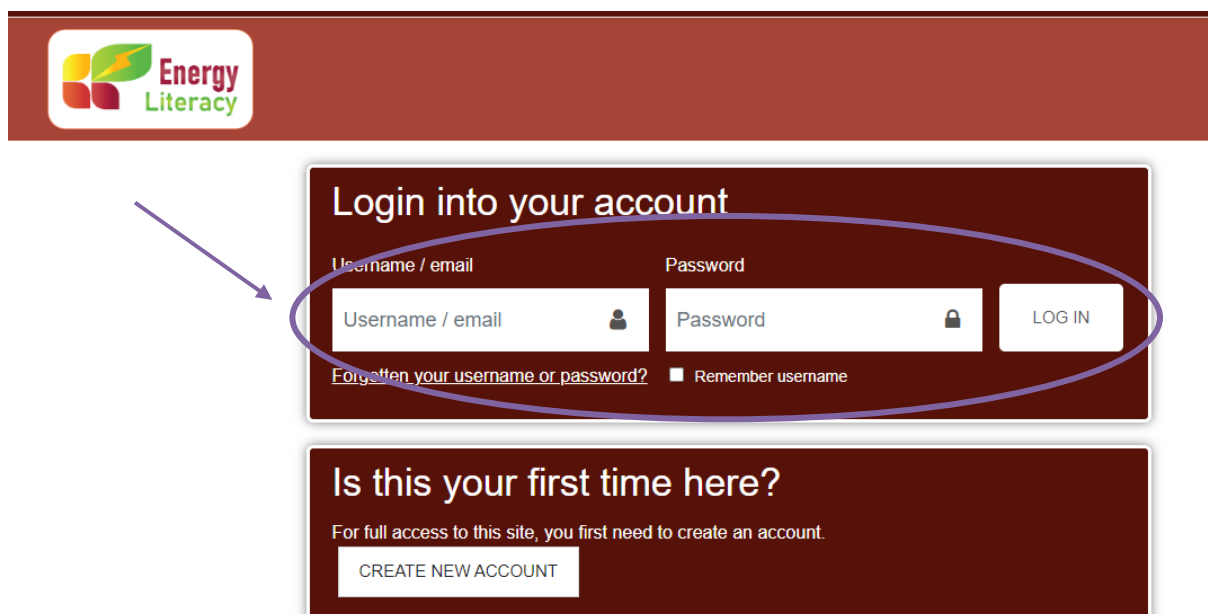
City/town

Country  Select a country

CREATE MY NEW ACCOUNT CANCEL

Required

Now In order to log in to the platform you must type your credentials in the following boxes and click on the **Login** button.



Energy Literacy

Login into your account

Username / email Password

Username / email  Password  LOG IN

[Forgotten your username or password?](#) ☐ Remember username

Is this your first time here?

For full access to this site, you first need to create an account.

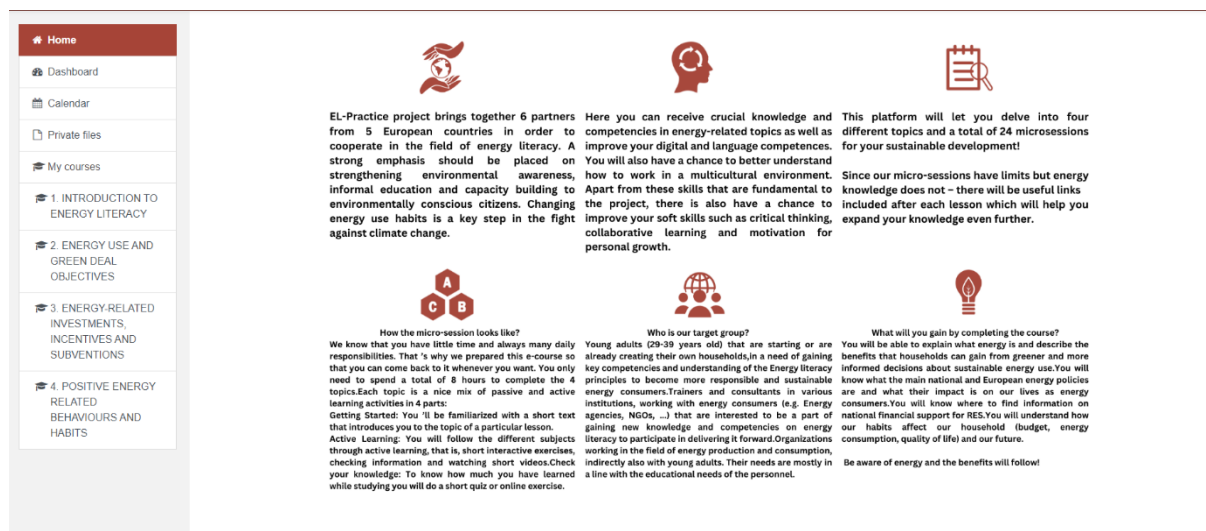
CREATE NEW ACCOUNT

If you have successfully logged in, you will be able to see your Home Page. In this page, you can find a list of all your registered courses and their status, as well as you can select the preferable language.

On the Home page you will first find some information about the Energy Literacy project, the aims, the objectives, the target group as well as about the micro-sessions.



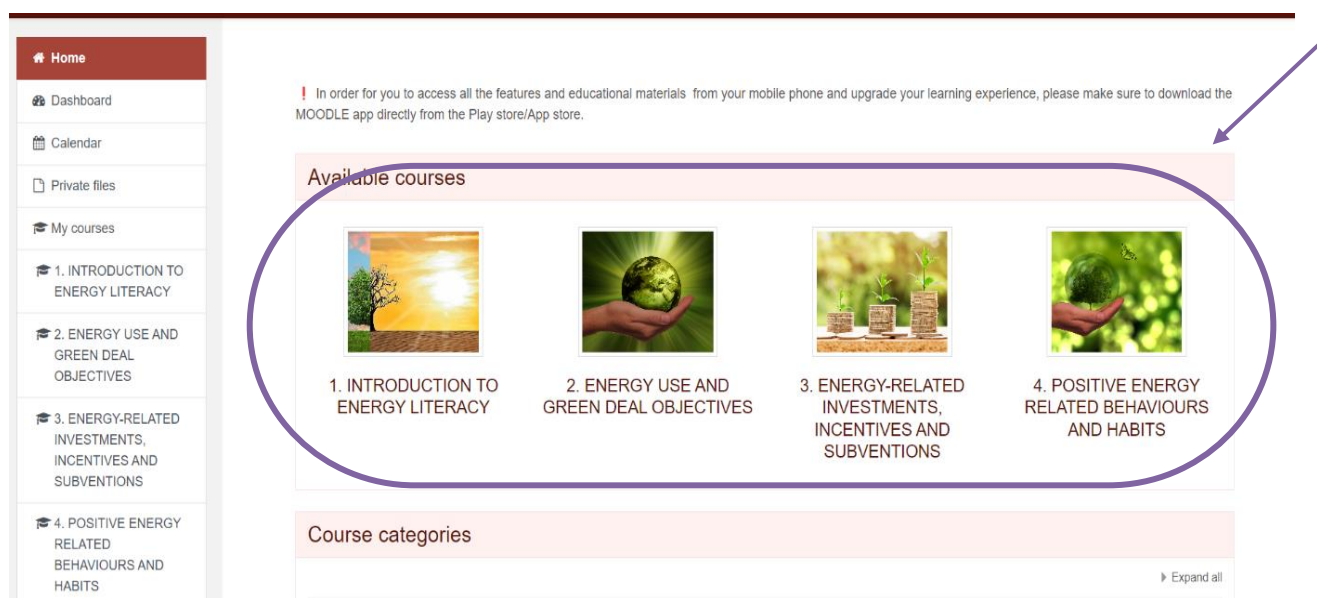
The screenshot shows the Energy Literacy Home page. On the left is a sidebar menu with options: Home, Dashboard, Calendar, Private files, My courses, and a list of four micro-sessions. The main content area features a large banner image of a house with solar panels and wind turbines on a green hill. A text box on the right of the banner reads: "Energy Literacy - Practical trainings for sustainable energy consumption". Below the banner, there is a paragraph of text explaining the project's purpose and goals.



This screenshot shows the Energy Literacy Home page with a focus on the micro-sessions. The sidebar menu is on the left. The main content area is divided into three columns, each with an icon and a title. The first column is titled "EL-Practice project brings together 6 partners from 5 European countries in order to cooperate in the field of energy literacy. A strong emphasis should be placed on strengthening environmental awareness, informal education and capacity building to environmentally conscious citizens. Changing energy use habits is a key step in the fight against climate change." The second column is titled "Here you can receive crucial knowledge and competencies in energy-related topics as well as improve your digital and language competences. You will also have a chance to better understand how to work in a multicultural environment. Apart from these skills that are fundamental to the project, there is also have a chance to improve your soft skills such as critical thinking, collaborative learning and motivation for personal growth." The third column is titled "This platform will let you delve into four different topics and a total of 24 microsessions for your sustainable development! Since our micro-sessions have limits but energy knowledge does not - there will be useful links included after each lesson which will help you expand your knowledge even further." Below these columns, there are three more sections: "How the micro-session looks like?", "Who is our target group?", and "What will you gain by completing the course?". Each section contains detailed information about the micro-sessions, including the number of topics, the target group, and the benefits of completing the course.

Going further down on the home page, you will find the 4 Topics of the micro-sessions on energy literacy. As you can see in the picture below, these are:

- 1. Introduction to Energy Literacy**
- 2. Energy Use and Green Deal objectives**
- 3. Energy related Investments, Incentives and Subsidies**
- 4. Positive Energy related behaviours and habits**



The 4 Topics of the micro-sessions on energy literacy, each designed to deepen your understanding and engagement. These sessions serve as stepping stones toward a more comprehensive grasp of energy dynamics, empowering you to navigate the complexities of sustainability with confidence and clarity.

### 3. Course structure

Once you enter the course, you will see the following page:

## 1. INTRODUCTION TO ENERGY LITERACY

Home / My courses / 1. INTRODUCTION TO ENERGY LITERACY

---

**Introduction**

This topic includes aspects of basic energy terminology and illustrates the benefits that households can gain from greener and more informed decisions about sustainable energy use.

---

**1.1 Impact on climate change and need for energy transition**

- Active Start
- Active learning
- Check your knowledge QUIZ
- Let's Sum It up

---

**1.2 The introduction to energy efficiency**

- Active Start
- Active learning
- Check your knowledge QUIZ
- Let's Sum It up

---

**1.3 Energy appliances running costs and basic energy terminology**

- Active Start
- Active learning
- Check your knowledge QUIZ
- Let's Sum It up

---

**1.4 Measuring the share of energy products in personal basket of goods**

- Active Start
- Active learning
- Check your knowledge QUIZ
- Let's Sum It up

---

**1.5 Sources of energy and electricity price setting**

- Active Start
- Active learning
- Check your knowledge QUIZ
- Let's Sum It up

---

**Glossary**

- Glossary of Topic 1

Each topic encompasses a series of micro-sessions meticulously crafted to dissect and explore the nuances of the theme at hand. These bite-sized sessions are meticulously designed to delve into specific aspects, offering a comprehensive understanding and fostering meaningful insights. Explore each mini-session to unlock a wealth of knowledge and broaden your perspective on energy literacy.

Each micro-session is further broken down into the following parts:



## 1.1 Impact on climate change and need for energy transition

 Active Start

 Active learning

 Check your knowledge QUIZ

 Let's Sum it up

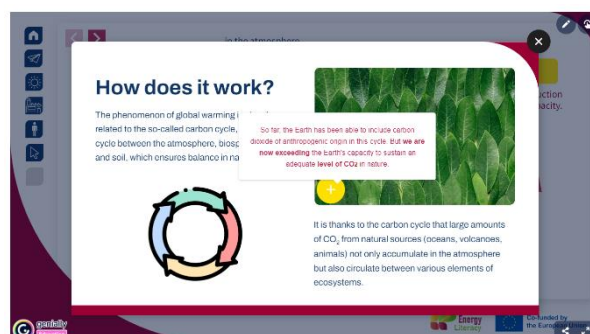
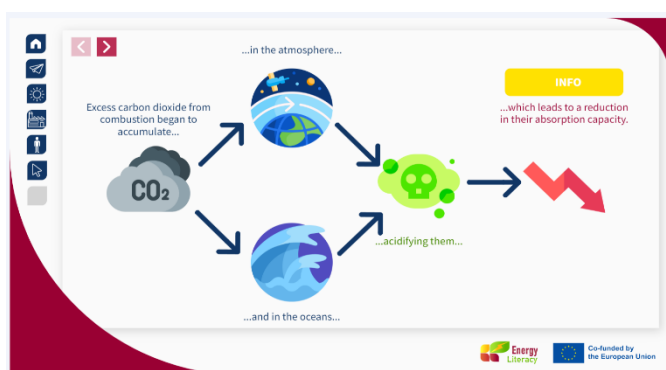
### Active Start

In the Active Start section, you'll encounter a brief introduction to micro-sessions. Additionally, each micro-session typically includes a video providing further insight into the topic. Some micro-sessions also feature pre-tests to assess your current understanding prior to the course.

### Active Learning

Within the Active Learning Section, the pivotal segment of the micro-conference, you'll discover meticulously crafted educational materials designed to engage readers. These materials are not only interactive but also infused with elements of entertainment, providing a multifaceted exploration of the module's topic. Delving deeper, they offer insightful statistics and supplementary information to enrich the learning experience.

Here is an example of a micro-session:



## Check your knowledge QUIZ

After each Active Learning segment of the micro-session, you'll embark on a quest to unlock the mysteries of your own knowledge with our 'Check Your Knowledge' QUIZ. It's like a mental gym session, but instead of lifting weights, you're flexing your brain muscles. Let's see if your energy literacy is shining bright or if it needs a little recharge!

## Let's sum it up

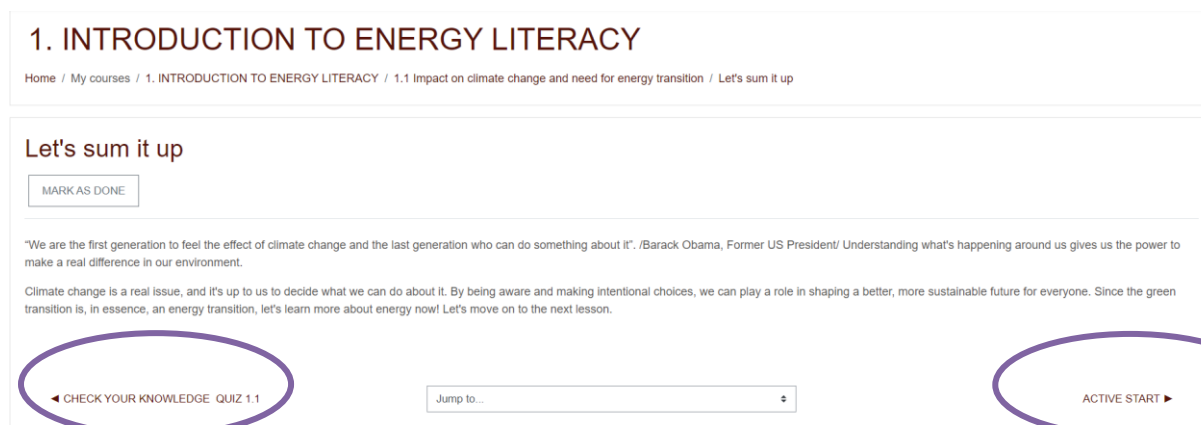
In the "Let's Sum it Up" section, we provide a comprehensive recap of the key concepts covered in the microsession. This segment offers a structured review that reinforces understanding and aids in retention of the material. It serves as a valuable opportunity to reflect on the main points discussed, ensuring that participants leave with a clear understanding of the topic.

Let's say that we tie a neat bow on the micro-session content!

## Glossary

Finally, at the end of each Topic you can find the Glossary. Our Energy Glossary provides clear and concise explanations of key terms in the realm of energy. From renewable sources like solar and wind to traditional fossil fuels, this resource provides accessible definitions to help you navigate the complexities of the energy landscape with ease.

In each section of the micro-session, you have the option to navigate directly to the next or previous section using the two arrows located at the end of each segment. Furthermore, upon completion of the micro-session, you can seamlessly transition to the next one using the same intuitive navigation method, as illustrated in the picture below:



**1. INTRODUCTION TO ENERGY LITERACY**

Home / My courses / 1. INTRODUCTION TO ENERGY LITERACY / 1.1 Impact on climate change and need for energy transition / Let's sum it up

### Let's sum it up

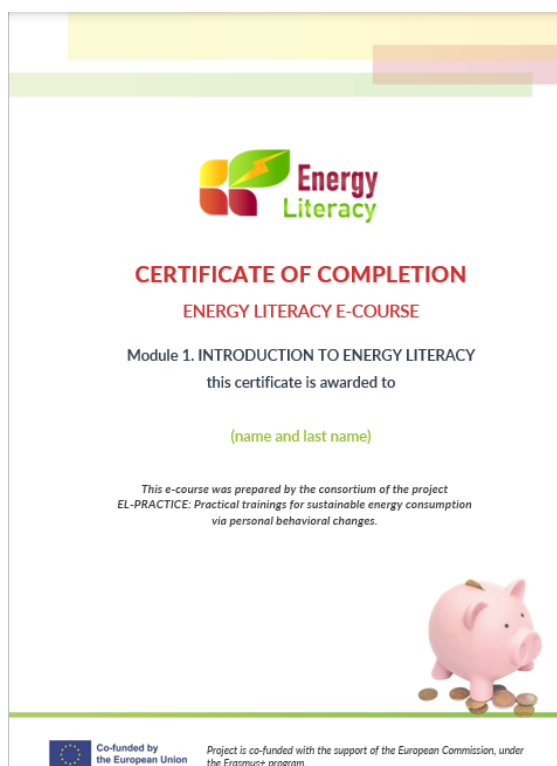
MARK AS DONE

"We are the first generation to feel the effect of climate change and the last generation who can do something about it". /Barack Obama, Former US President/ Understanding what's happening around us gives us the power to make a real difference in our environment.

Climate change is a real issue, and it's up to us to decide what we can do about it. By being aware and making intentional choices, we can play a role in shaping a better, more sustainable future for everyone. Since the green transition is, in essence, an energy transition, let's learn more about energy now! Let's move on to the next lesson.

◀ CHECK YOUR KNOWLEDGE QUIZ 1.1      Jump to...      ACTIVE START ▶

Upon completion of each of the four micro-session topics, an automatic certificate of attendance is promptly issued. This certificate serves as official recognition of your participation and engagement in the program, further validating your commitment to continuous learning and professional development.

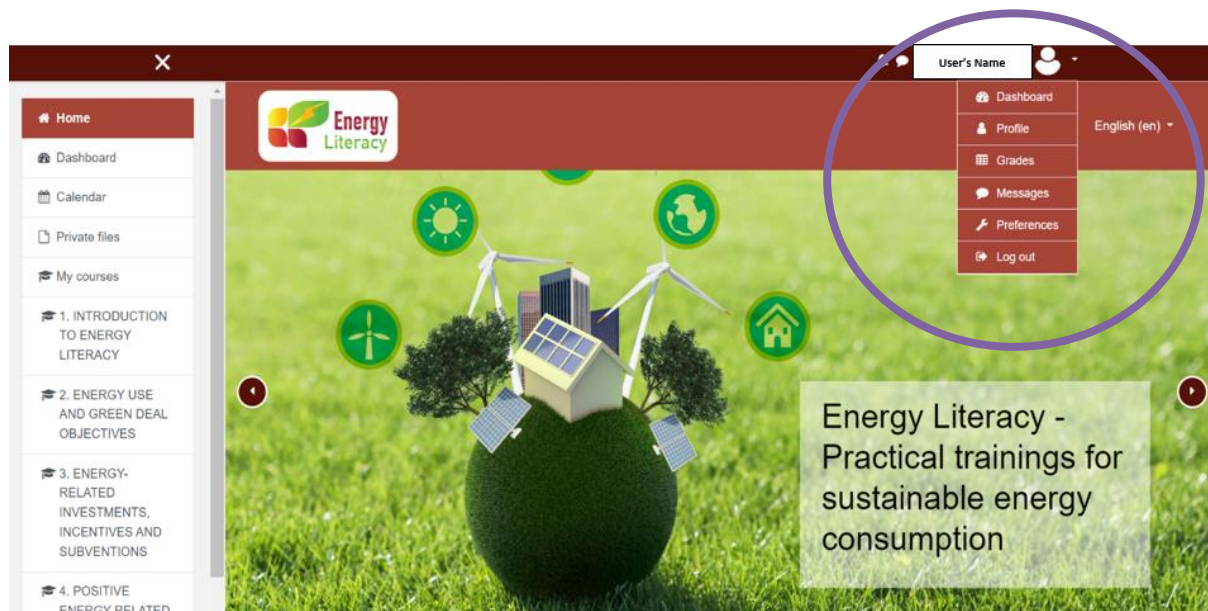


In the top right corner, you'll find a treasure trove of resources, including your grades, dashboard, profile settings, messages, and preferences, ensuring easy access to all pertinent information at your fingertips.



## 4. Log-out

After completing the course or when you're ready to take a break, you can easily log out by clicking the log-out button located in the top right corner of your screen. It's your virtual exit ticket, ensuring a smooth departure from the learning platform until your next session!



<https://el-practice-hub.eu/login/index.php>

*As you conclude this guide for the Energy Literacy Project's e-learning platform, embark on your journey to illuminate minds and empower change with newfound energy knowledge.*

*If you would like to learn more, contact us:*

*Austria:*

*Croatia:*

*Greece:*

*Poland:*

*Slovenia:*